



NAPLAN Parent Information Session

ROPES CROSSING PUBLIC SCHOOL

2021

What is NAPLAN?

- ▶ NAPLAN is an annual assessment for all students in Years 3, 5, 7 and 9. It tests the types of skills that are essential for every child to progress through school and life. The tests cover skills in reading, writing, spelling, grammar and punctuation, and numeracy. The assessments are undertaken every year in May.

Why NAPLAN?

- ▶ NAPLAN is a nationwide measure through which parents, teachers, schools, education authorities, governments and the broader community can determine whether or not young Australians are developing the literacy and numeracy skills that provide the critical foundation for other learning and for their productive and rewarding participation in the community.
- ▶ NAPLAN is a point-in-time assessment that allows parents to see how their child is progressing against national standards in literacy and numeracy and over time.

Participation in NAPLAN Tests

- ▶ Participation in NAPLAN All students in Years 3, 5, 7 and 9 are expected to participate in the annual NAPLAN assessment. Students with disability may qualify for adjustments that reflect the support normally provided for classroom assessments. You should discuss the use of any adjustments for your child with your child's teacher.
- ▶ A student with a disability that severely limits their capacity to participate in the assessment, or a student who has recently arrived in Australia and has a non-English speaking background, may be granted a formal exemption.
- ▶ Your school principal and your local test administration authority can give you more information on special provisions or the process required to gain a formal exemption.
- ▶ Ropes Crossing Public School also makes adjustments for students that may need extra-support, including smaller groups with higher teacher : student ratios based on recommendations from teachers.

Can teachers help students during the tests?

- ▶ For all literacy based tests (Language Conventions, Writing, Reading), teachers are unable to help students read the questions or prompts.
- ▶ For the Numeracy test, teachers may assist students in reading the exact words printed for each question, should a student ask for assistance.

NAPLAN Schedule 2021

Year	Day 1 Tuesday, 11 May	Day 2 Wednesday, 12 May	Day 3 Thursday, 13 May
Year 3	Language conventions: 45 minutes Writing: 40 minutes	Reading: 45 minutes	Numeracy: 45 minutes
Year 5	Language conventions: 45 minutes Writing: 40 minutes	Reading: 50 minutes	Numeracy: 50 minutes

* Catch up tests will be held on Friday, 14 May. A maximum of 2 tests per student can be caught up (if practicable) on this day.

What if my child is absent?

- ▶ Where possible, schools may arrange for individual students who are absent at the time of testing to complete missed tests at another time during the testing week. Individual students are not permitted to sit tests after Friday 14 May 2021.

NAPLAN Online

- ▶ **Federal, state and territory education ministers agreed that all schools will gradually transition from the current paper-based tests to the computer-based assessments, with the aim for all schools to undertake NAPLAN Online by 2021. In light of the development of COVID-19, this timeline has been extended to 2022.**
- ▶ NAPLAN Online will provide better assessment, more precise results and faster turnaround of information. The assessments can run through a real-time internet connection or onscreen without an internet connection. Watch the short clip: [Understanding NAPLAN Online](#)
- ▶ NAPLAN Online is a tailored test that adapts to student responses, presenting students with questions that may be more or less difficult – resulting in better assessment and more precise results. Watch the [Tailored testing video](#).
- ▶ Significant planning, development, research and trialling have been carried out to make sure we are all ready to move NAPLAN online. In its first year of transition in 2018, just over 15 per cent of schools participated in NAPLAN Online. The platform worked well and feedback from schools at the time of testing was that students found the online assessment engaging.
- ▶ There is a larger window for schools to complete NAPLAN Online (11 – 21 May). This is so that available technology can be allocated equitably across all students participating in the tests.
- ▶ **Ropes Crossing Public School will be undertaking paper-based testing in 2021.**

<https://www.nap.edu.au/online-assessment>

Content of NAPLAN Tests

NAPLAN is made up of tests in the four areas (or 'domains') of:

- ▶ Language Conventions (spelling, grammar and punctuation)
- ▶ Writing
- ▶ Reading
- ▶ Numeracy

NAPLAN Writing

Persuasive writing

Marking criterion	Description of persuasive writing marking criterion
Audience	The writer's capacity to orient, engage and persuade the reader
Text structure	The organisation of the structural components of a persuasive text (introduction, body and conclusion) into an appropriate and effective text structure
Ideas	The selection, relevance and elaboration of ideas for a persuasive argument
Persuasive devices	The use of a range of persuasive devices to enhance the writer's position and persuade the reader
Vocabulary	The range and precision of contextually appropriate language choices
Cohesion	The control of multiple threads and relationships across the text, achieved through the use of grammatical elements (referring words, text connectives, conjunctions) and lexical elements (substitutions, repetitions, word associations)
Paragraphing	The segmenting of text into paragraphs that assists the reader to follow the line of argument
Sentence structure	The production of grammatically correct, structurally sound and meaningful sentences
Punctuation	The use of correct and appropriate punctuation to aid the reading of the text
Spelling	The accuracy of spelling and the difficulty of the words used

Narrative writing

Marking criterion	Description of narrative writing marking criterion
Audience	The writer's capacity to orient, engage and affect the reader
Text structure	The organisation of narrative features including orientation, complication and resolution into an appropriate and effective text structure
Ideas	The creation, selection and crafting of ideas for a narrative
Character and setting	Character: The portrayal and development of character Setting: The development of a sense of place, time and atmosphere
Vocabulary	The range and precision of contextually appropriate language choices
Cohesion	The control of multiple threads and relationships across the text, achieved through the use of grammatical elements (referring words, text connectives, conjunctions) and lexical elements (substitutions, repetitions, word associations)
Paragraphing	The segmenting of text into paragraphs that assists the reader to negotiate the narrative
Sentence structure	The production of grammatically correct, structurally sound and meaningful sentences
Punctuation	The use of correct and appropriate punctuation to aid the reading of the text
Spelling	The accuracy of spelling and the difficulty of the words used

- ▶ It is not recommended for students to 'memorise' a text to write for NAPLAN.
- ▶ It is more favourable to teach students creative thinking and planning skills as NAPLAN Stimuli for writing can often be based on unexpected topics.

It is cruel to keep animals in cages.

What do you think? Do you agree or disagree? Perhaps you can think of ideas for both sides of this topic.

Write to convince a reader of your opinions.

- **Start with an introduction.** An introduction lets a reader know what you are going to write about.
- **Write your opinions on this topic.**
Give reasons for your opinions. Explain your reasons for your opinions.
- **Finish with a conclusion.** A conclusion is a way to sum up your writing so that a reader is convinced of your opinions.

Remember to:

- plan your writing
- choose your words carefully to convince a reader of your opinions
- write in sentences
- pay attention to your spelling and punctuation
- use paragraphs to organise your ideas
- check and edit your writing so it is clear for a reader.



Example
'Persuasive'
Stimulus

The Box

Today you are going to write a narrative or story.

The idea for your story is "The Box".

What is inside the box? How did it get there?
Is it valuable? Perhaps it is alive!

The box might reveal a message or something that
was hidden.

What happens in your story if the box is opened?

Think about:

- the characters and where they are
- the complication or problem to be solved
- how the story will end.

Remember to:

- plan your story before you start
- write in sentences
- pay attention to the words you choose, your spelling and punctuation, and paragraphs
- check and edit your writing when you have finished.



Example
'Narrative'
Stimulus

Students
are
allowed
planning
time at
the start of
the test, as
well as
editing
time at
the end.

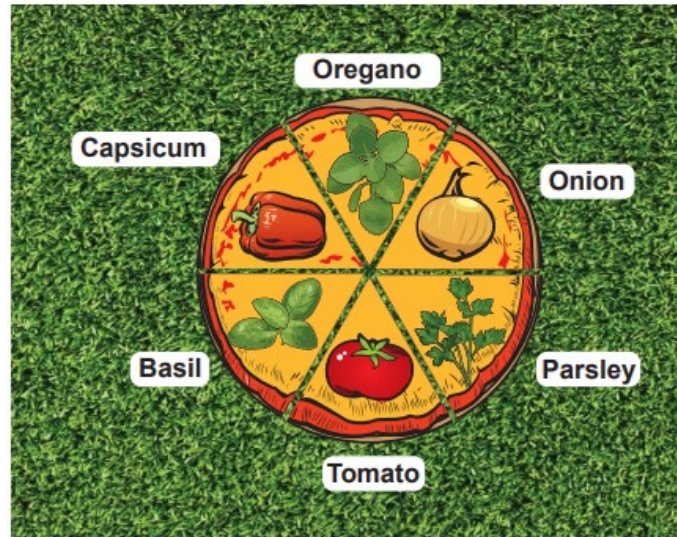
Example Reading Text

How to grow a pizza

A pizza garden is lots of fun to grow.

What you need:

- vegetable seedlings – tomato, onion and capsicum
- herb seedlings – parsley, oregano and basil
- digging tools
- a watering can



What you do:

1. Mark out a circle in the garden.
2. Pull out any weeds and loosen up the soil.
3. Mark the circle into six parts.
4. Plant each type of seedling in a different part of the circle.

Water your plants every day and watch them grow. Soon you will have a healthy pizza garden. Pick your vegetables and herbs when they are ready. Use them to make the freshest, tastiest pizza you will ever eat!

NAPLAN Reading texts are often 'multimodal', meaning that information is represented in more than one way throughout the text.

Students should be encouraged to read the whole text, including interpreting pictures or diagrams.

Example Reading Questions

Read *How to grow a pizza* and answer questions 1 and 2.

- 1 Which word or group of words from the last paragraph tells the reader when to take the vegetables out of the garden?
- every day*
 - Soon*
 - when they are ready*
 - ever*

- 2 Shade the bubbles to show whether the plant is a herb or a vegetable.

Shade **one** bubble in **each** row.

	Vegetable	Herb
basil	<input type="radio"/>	<input type="radio"/>
capsicum	<input type="radio"/>	<input type="radio"/>
onion	<input type="radio"/>	<input type="radio"/>

Read *The escape artist* and answer questions 3 and 4.

- 3 Which details are included to show that octopuses are clever?
- Choose **three**.
- They can use their arms to loosen bolts.
 - They like to eat shellfish.
 - They can live in tanks.
 - They can open doors.
 - They can find food in other tanks.

Example Language Conventions Questions

YEAR 5 LANGUAGE CONVENTIONS

PRACTICE QUESTIONS

The spelling mistake in this sentence has been circled.
Write the correct spelling for the circled word in the box.

P1

We went to scool.

 P1

This sentence has one word that is incorrect.
Write the correct spelling of the word in the box.

P2

We bought fresh bred.

 P2

Shade one bubble to show your answer.

P3

Which word correctly completes the sentence?

Do you have pet?

a

if

he

she

P4

Read the text *Cats and dogs*. The text has a gap.
Choose the correct word or words to fill the gap.

Cats and dogs

Some people like cats P4
they like dogs.

- more
- more best
- more than
- more better

Read the text *Kookaburra*.

The spelling mistakes have been circled.

Write the correct spelling for each circled word in the box.

Kookaburra



Here is a kookaburra.

- 1 It has a sharp beek. 1
- 2 It has broun wings. 2
- 3 It has long tayl feathers. 3

The spelling mistakes in these sentences have been circled.

Write the correct spelling for each circled word in the box.

- 4 The baby was crying becos he was hungry. 4
- 5 My sister gos to dance classes. 5
- 6 The sheep ran to her baby lam. 6
- 7 Bees are insecs that fly. 7

Students are encouraged to read the directions in the coloured boxes before completing each activity. They give instructions for how to complete the questions.

Students are guided through practise questions by teachers before each test.

Example
Numeracy
Questions

YEAR 3 NUMERACY

- 14 A bus took some students to camp.
It left the school at 10:00 am.



The bus trip took one and a quarter hours.
What time did the bus get to the camp?

- 10:30 am 10:45 am 11:15 am 11:30 am
-

- 15 Cassie cut all these oranges into **quarters**.



How many quarters does she have altogether?

- 4 5 10 20
-

- 16 A box contains 6 red marbles, 10 blue marbles and 4 yellow marbles.

Which colour marble is **impossible** to take from the box?

- red blue white yellow
-

Mathematics questions usually involve text to interpret and diagrams.

Students need to ensure that they read the text and interpret diagrams.

As Numeracy tests are a test of students' mathematical skills, teachers can read the text within Numeracy questions to students upon request. They are not allowed to read numerals within Numeracy tests.

7

OCTOBER						
Sun	Mon	Tues	Wed	Thurs	Fri	Sat
		1	2	3	4	5
6	7	8	9	10	11	12
13	14	15	16	17	18	19
20	21	22	23	24	25	26
27	28	29	30	31		

What date is the third Sunday on this calendar?

27 October

20 October

13 October

6 October

8

Which one of these has the same value as 12×3 ?

$10 + 3 + 2$

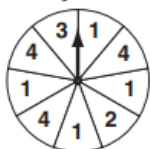
$10 \times 3 + 2$

$10 \times 3 + 3$

$10 \times 3 + 6$

9

This spinner is used in a board game.



Sanjay spins the arrow.

On which number is the arrow **most** likely to stop?

1

2

3

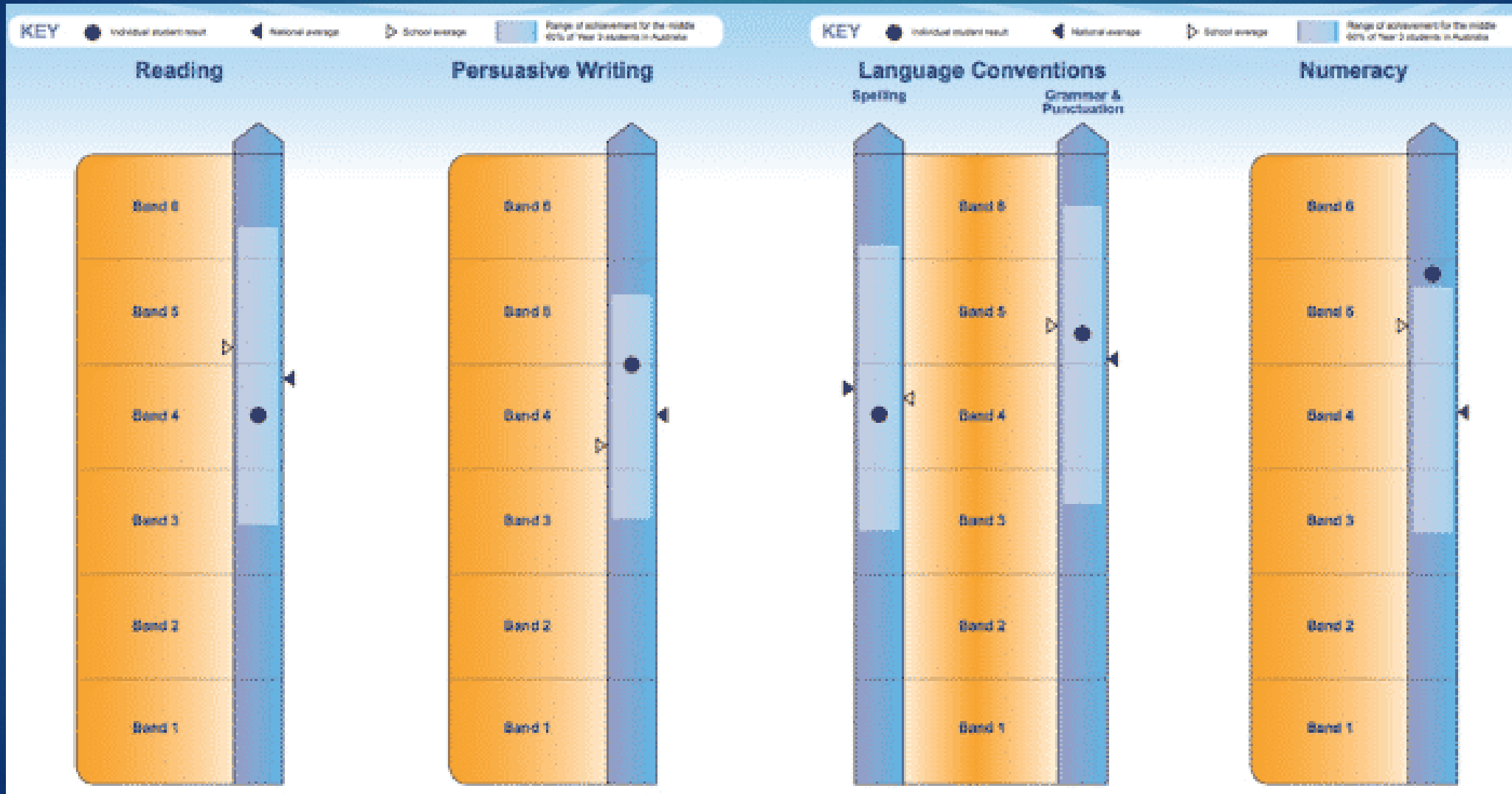
4

Students are also provided with blank paper for 'working out' answers. This paper is collected but not graded as part of the assessment.

How are NAPLAN Results Used?

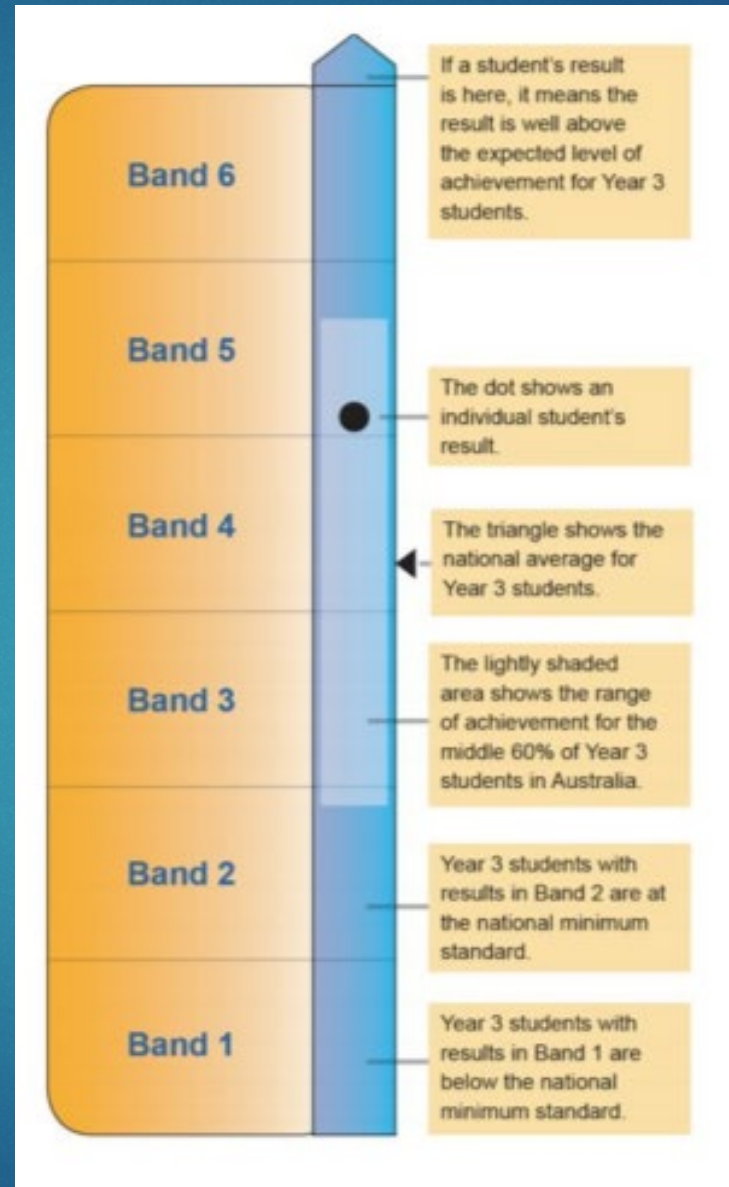
- ▶ Students and parents may use individual results to discuss progress with teachers.
- ▶ Teachers use results to better identify students who would benefit from greater challenges or extra support.
- ▶ Schools use results to identify strengths and areas to improve in teaching programs, and to set goals in literacy and numeracy.
- ▶ School systems use results to review programs and support offered to schools.

Example Year 3 Student Report



Please note:
Year 5
Student
reports
show
Bands
3 - 8

Year 3 Reports – Extra information



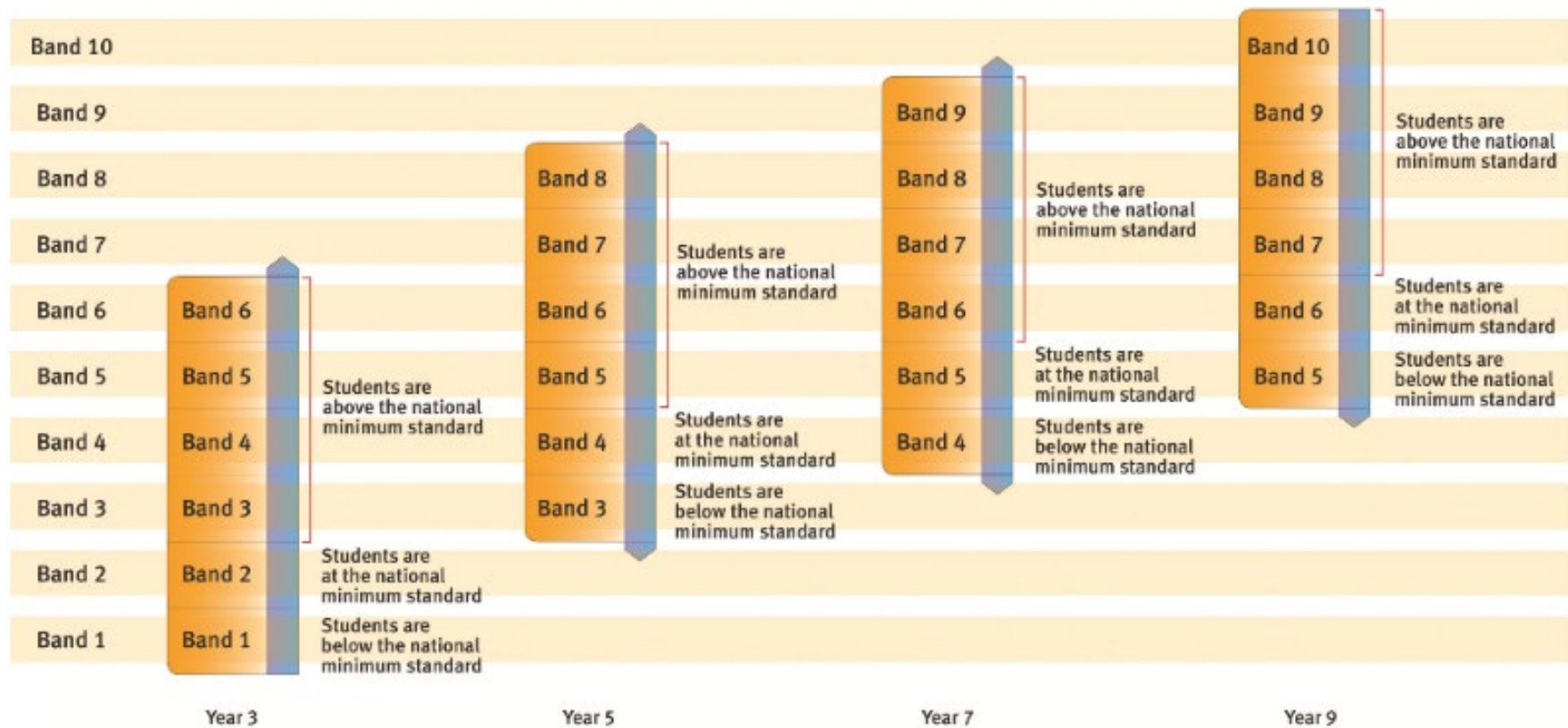
Please note: the same premise applies for interpreting Year 5 data.

Bands and Scales for Student Results

NAPLAN

The minimum standards and common scales for NAPLAN results across all year levels are illustrated in the picture below:

National Assessment Program—Literacy and Numeracy National Assessment Scale



Interpreting NAPLAN Results

Understanding Scaling

- ▶ <https://www.nap.edu.au/results-and-reports/how-to-interpret/naplan-understanding-scale>

Interpreting Results

- ▶ <https://www.nap.edu.au/results-and-reports/how-to-interpret/national-literacy-numeracy-assessment>

NAPLAN Myths Debunked

- ▶ A student's NAPLAN results does not have an impact on their entry into higher education, such as University. It is a point in time assessment that gives valuable information to teachers on how to best cater for student learning.
- ▶ Excessive studying for NAPLAN is not helpful. Students who memorise answers to questions or written texts to replicate do not allow for creative thinking when unexpected questions are encountered.
- ▶ Students that don't do well in NAPLAN can still gain entry to Selective High Schools and Opportunity Classes. It is true that NAPLAN results are sometimes considered by these institutions, however it is only a small part of a larger picture of a student.
- ▶ Extra activities, such as ICAS, have no bearing or relation to NAPLAN whatsoever.

Teacher secrets revealed.... What we see each year in NAPLAN

- ▶ Students finishing very quickly and not checking answers.
- ▶ Students leaving large sections of NAPLAN tests blank.
- ▶ Students feeling very anxious about NAPLAN tests.
- ▶ Students not reading questions.
- ▶ Students not reading the correct reading text that correspond to relevant questions.

How can I help my child prepare?

- ▶ On its own, NAPLAN is not a test that can be studied for and students are not expected to do so.
- ▶ Help your child prepare by reassuring them that NAPLAN is just one part of their school program, and by reminding them on the day to simply do their best.
- ▶ **ACARA does not recommend excessive preparation for NAPLAN or the use of services by coaching providers.**
- ▶ Teachers will ensure students are familiar with the types of questions in the tests and will provide appropriate support and guidance.
- ▶ Encourage your child to take their time and **check their work** before they submit their test.
- ▶ Encourage your child to answer all questions.

How is Ropes Crossing PS helping students to prepare?

- ▶ Delivering a well-rounded curriculum including all Key Learning Areas.
- ▶ Explicit lessons on NAPLAN style questions in the lead up to the tests.
- ▶ NAPLAN practice papers completed with support in class.
- ▶ Orientating students to the layout and structure of the tests.
- ▶ Teaching planning, time management and general examination skills.
- ▶ Adjusting teaching and learning programs to cater for student learning at individual student point of need.
- ▶ Supporting the wellbeing of students with calming techniques, such as meditation through the Smiling Minds program.

Handy hints for parents

- ▶ Remain calm and positive about NAPLAN tests before, during and after the assessments. Students perform better when calm and confident.
- ▶ Encourage them to try to answer every question, even if they are not sure. There are no deductions for incorrect answers.
- ▶ Ensure that children get plenty of exercise and sleep throughout the testing period.
- ▶ Do not make your child undertake excessive study before or during the testing period. This can often lead to increased anxiety and tiredness, leading to underperformance.
- ▶ Do not press your child for excessive information about NAPLAN tests, as they may be experiencing greater cognitive load.

Questions?